



FINANCIAL STATEMENTS


2018

HUMANITY IN ACTION

THE NETHERLANDS

(Stichting Humanity in Action Nederland)

d.d. May 14th, 2019



## TABLE OF CONTENTS

	Blz.
Report	
Index	1
Compilation report	2
Financial annual report	
* Balance sheet as of December 31, 2018	3
* Statement of income and expenditure for 2018	4
Explanatory notes to the balance sheet and the statement of income and expenditure	5
* Explanatory notes to the balance sheet	7
* Explanatory notes to the statement of income and expenditure	
- income	10
- staff expenses and organisation costs	11
- financial and extraordinary profits and costs	13
* Specification projects	15



Board of Directors  
Stichting Humanity in Action Nederland  
Keizersgracht 177  
1016 DR Amsterdam

Amsterdam, May 14th, 2019

Dear Members of the Board,

Hereby we issue the annual report of the foundation, based on the information provided by you. We have compiled the financial statements 2018 of Stichting Humanity in Action Nederland in Amsterdam (as included in this report).

Our activities consisted ( in accordance with the general accepted directions concerning compilation reports) mainly of collecting, processing, rubricating and summarizing of financial data.

If you should require further information please do not hesitate to contact us,

Sincerely,

D.W. de Savornin Lohman

K.v.K. 3437.1057  
**Kwakersstraat 4**  
1053 WC Amsterdam  
(T) 020 618 96 96 (E) info@agaathadministraties.nl  
NL67 INGB 000.4815.155  
Beconnr: 419.606



FINANCIAL STATEMENTS 2018



BALANCE AS OF DECEMBER 31	2018	2017
	€	€
<b>ASSETS</b>		
<b>Fixed assets</b>		
Tangible fixed assets	2.898	-
Total fixed assets	2.898	-
<b>Current assets</b>		
Receivables	9.000	12.046
Advancements	3.198	1.283
Other accounts	4.750	4.742
Cash and cash equivalents	41.004	52.451
Total current assets	57.952	70.522
<b>TOTAL ASSETS</b>	<b>60.850</b>	<b>70.522</b>
<b>LIABILITIES</b>		
<b>Current liabilities</b>		
Trade creditors	1.784	-
Personnel related costs	5.566	3.902
Other amounts owed	8.090	17.806
Total current liabilities	15.440	21.708
<b>Reserves</b>		
Continuity reserve	45.410	45.814
Special purpose reserve	-	3.000
Total reserves	45.410	48.814
<b>TOTAL LIABILITIES</b>	<b>60.850</b>	<b>70.522</b>



STATEMENT OF INCOME AND EXPENDITURE FOR 2018

	2018 <i>Realized</i>	2018 <i>Budget</i>	2017 <i>Realized</i>
	€	€	€
<b>INCOME</b>			
Grants and contributions	127.641	163.200	134.256
Other receipts	4.275	-	-
<i>Total income</i>	<u>131.916</u>	<u>163.200</u>	<u>134.256</u>
<b>EXPENDITURE</b>			
Activities	112.277	139.708	100.111
Staff	9.325	3.000	11.263
Other organizational costs	13.510	21.620	21.563
<i>Total expenditure</i>	<u>135.112</u>	<u>164.328</u>	<u>132.937</u>
Operational result	(3.196)	(1.128)	1.319
Balance financial income and charges	(208)	-	(221)
<b>Total result</b>	<u>(3.404)</u>	<u>(1.128)</u>	<u>1.098</u>
Release from specialpurpose reserve	3.000	-	-
Allocation to general reserve	(3.404)	(1.128)	1.098
<b>RESULT</b>	<u><u>(404)</u></u>	<u><u>(1.128)</u></u>	<u><u>1.098</u></u>



## EXPLANATORY NOTES TO THE BALANCE SHEET AND THE RECORD OF INCOME AND EXPENDITURE

### GENERAL

The financial statements of Humanity in Action The Netherlands have been drawn up by Agaath Administraties.

### ACCOUNTING PERIOD

These financial statements have been drawn up on the basis of an accounting period of one year. The financial year is concurrent with the calendar year.

### ACCOUNTING PRINCIPLES

#### General

The accounting principles are based on historical cost. Unless otherwise indicated, assets and liabilities are included at nominal value. Income and expenditure are allocated to the period to which they apply.

#### Transactions in foreign currencies

Transactions denominated by foreign currencies are converted at the exchange rate applying on the transaction date. Monetary assets and liabilities denominated by foreign currencies are converted at the exchange rate applying on the balance sheet date.

#### Donations and contributions

Donations and contributions are recorded in the year for which they were generated, unless indicated otherwise.


#### In kind donations

In kind donations are recorded in the year in which they are granted and are valued at the fair value in The Netherlands.

#### Tangible fixed assets

The tangible fixed assets are stated at the acquisition cost, less straight-line depreciation.

The depreciation is calculated on the basis of acquisition cost less residual value and the estimated useful life of the related asset. In general the estimated useful life of the mentioned office equipment is 5 years.



#### Cost allocation

Direct project expenditures are allocated to the programs and projects as realized. Salary expenditures are allocated on the basis of a substantiated estimation of the division of working hours realized annually by staff of the organization.

Overhead expenditures are allocated in terms of percentage to each program and project. From 2019 onwards, Humanity in Action The Netherlands will work with timesheets, to further strengthen the existing allocation processes.

#### Continuity reserve

On May 1st 2019 the Board of Humanity in Action The Netherlands formally decided to change the general reserve that was accumulated over the last years into a continuity reserve. The continuity reserve is meant to warrant the continuity in the case of (temporary) drop in income.

As of December 31st 2018 the reserve totals € 45.410. Humanity in Action The Netherlands strives to ensure the continuity reserve covers 6 months of salary payments and 1 year of office-rent. For the year 2019 this would mean a total of € 54.909.





	31/12/ 2018	31/12/2017
	€	€

**EXPLANATORY NOTES TO THE BALANCE SHEET**

**Tangible fixed assets**

Office equipment

Opening balance	-	-
Acquisition	2.898	-
Depreciation	-	-
	-----	-----
Closing balance	2.898	-
	=====	=====

All assets are used for the day-to-day management of the organization

**Current assets**

a. Receivables grants & contributions	9.000	12.046
b. Prepayments	3.198	1.283
c. Other accounts	4.750	4.742
	-----	-----
	16.948	18.071
	=====	=====

a. <b>Receivables grants &amp; contributions</b>		
Democracy & Media Foundation	9.000	-
Vfonds Foundation (2016)	-	6.250
Other contributions	-	5.546
Friends & Senior Fellows	-	250
	-----	-----
	9.000	12.046
	=====	=====

b. <b>Prepayments</b>		
Office rent 1st quarter 2019	1.586	-
Concept and design campaign Humanity in Action Fellowship 2019	1.471	-
Other prepayments	141	1.283
	-----	-----
	3.198	1.283
	=====	=====



	31/12/ 2018	31/12/2017
	€	€
<b>c. Other accounts</b>		
Current account Friends of HIA	4.742	4.742
Interest	8	-
	-----	-----
	4.750	4.742
	=====	=====
<b>Cash and bank</b>		
Cash	47	292
ING Bank 9696554	33.238	44.608
ING Bank 9696554 deposit	7.719	7.681
Cash clearing transfers	-	(130)
	-----	-----
	41.004	52.451
	=====	=====
<b>LIABILITIES</b>		
<b>Short-term liabilities</b>		
a. Trade creditors	1.784	-
b. Staff expenses	5.566	3.902
c. Other amounts owed	8.090	17.806
	-----	-----
	15.440	21.708
	=====	=====
b. <b>Staff expenses</b>		
Taxes and social security contributions	2.199	2.180
Pensions	1.385	-
Holiday allowance	1.982	1.722
	-----	-----
	5.566	3.902
	=====	=====



	31/12/ 2018	31/12/2017
	€	€
c. Other amounts owed		
Deposit received for Action Plans	3.200	5.875
Costs for other Projects	2.982	2.431
Expected costs bookkeeping	1.908	4.500
Expected costs accountant	-	5.000
	-----	-----
	8.090	17.806
	=====	=====

Obligations not in this balance sheet:

The foundation has committed itself for another year of renting the office space at the rate of € 6.375 a year.

**LIABILITIES**

**RESERVES**

Continuity reserve

Opening balance	45.814	44.716
Result financial year	(3.404)	1.098
Allocation from special purpose reserve	3.000	-
	-----	-----
	45.410	45.814
	-----	-----

Special purpose reserve

Reserved for new hardware	3.000	3.000
Release reserve to general reserve	(3.000)	-
	-----	-----
	-	3.000
	-----	-----

Total reserves	45.410	48.814
	=====	=====

No subsequent events occurred after balance sheet date that would affect the annual report.



	2018		2017
	<i>Realized</i>	<i>Budget</i>	<i>Realized</i>
	€	€	€

*EXPLANATORY NOTES TO THE STATEMENT OF INCOME AND EXPENDITURE*

**INCOME**

**Grants and contributions**

Contributions HIA network	25.963	25.000	27.705
Government grants	8.290	8.200	14.160
Foundations	80.000	75.000	65.000
Income from other not-for-profit-organizations	-	10.000	-
Other income	13.388	45.000	27.391
	<u>127.641</u>	<u>163.200</u>	<u>134.256</u>

**Other receipts**

Fellow contributions	4.275	-	-
	<u>4.275</u>	<u>-</u>	<u>-</u>

**TOTAL INCOME**

	<u>131.916</u>	<u>163.200</u>	<u>134.256</u>
--	----------------	----------------	----------------

**COSTS OF ACTIVITIES**

Staff	78.677	88.958	55.807
Material	33.600	50.750	44.304
	<u>112.277</u>	<u>139.708</u>	<u>100.111</u>

**TOTAL COSTS OF ACTIVITIES**

	<u>112.277</u>	<u>139.708</u>	<u>100.111</u>
--	----------------	----------------	----------------

In the attachment starting on page 14 you will find a more elaborated insight in the project costs.



	2018		2017
	<i>Realized</i>	<i>Budget</i>	<i>Realized</i>
	€	€	€
<b>STAFF EXPENDITURE</b>			
<b>Staff expenditure</b>			
a. Wages and salaries	47.133	60.000	54.711
b. Employers charges	9.324		21.817
c. Compensation for sickness received	-		(15.436)
d. Freelancers	31.545	31.958	5.061
e. Other personnel expenses	-		920
<i>Total staff expences</i>	88.002	91.958	67.073
Allocated costs	(78.677)	(88.958)	(55.810)
<b>Total staff expenses overhead</b>	<b>9.325</b>	<b>3.000</b>	<b>11.263</b>


**Note on staff and board**

The FTE at Humanity in Action The Netherlands as per December 31, 2018 totalled 0,7  
 Board Members receive no remunerations

<b>a. Wages and salaries</b>			
Gross salaries	43.847		51.225
Holiday allowance	3.286		3.486
	47.133		54.711
<b>b. Employers charges</b>			
Social security contributions	8.153		10.292
Insurance sick-leave/Arbo	1.171		3.106
Pension contributions	-		8.419
	9.324		21.817
<b>d. Freelancers</b>			
	31.545		5.061



	2018		2017
	<i>Realized</i>	<i>Budget</i>	<i>Realized</i>
	€	€	€
<b>e. Other personnel expenses</b>			
Canteen costs	-		(85)
Miscellaneous	-		1.005
	-----		-----
	-		920
	=====		=====
<b>ORGANIZATIONAL COSTS</b>			
<b>Organizational costs</b>			
a. Office rent	6.451	6.800	6.375
b. Other organizational costs	7.059	14.820	15.188
	-----	-----	-----
<i>Total organisation costs</i>	13.510	21.620	21.563
	=====	=====	=====
<b>a. Office rent</b>	6.451	6.800	6.375
	=====	=====	=====
<b>b. Other organizational costs</b>			
Insurances	1.128	3.000	1.146
Office supplies & printing	81	250	873
Telephone & internet (including cellphone),	1.360	1.320	720
Advertisements	272		363
Website	473		356
Consultants	-	1.000	612
External audit	-	3.000	5.000
External audit previous years	(5.000)		(1.815)
Bookkeeping	6.244	5.000	5.940
Salary administration	567		416
Board & strategic meetings	356	150	129
Depreciation	-		-
Miscellaneous	1.578	1.100	1.448
	-----	-----	-----
	7.059	14.820	15.188
	=====	=====	=====




	2018		2017
	<i>Realized</i>	<i>Budget</i>	<i>Realized</i>
	€	€	€
Financial profits and costs			
<i>Profits</i>			
Interest	46		-
Differences in payments	-		35
Total financial profits	46		35
<i>Costs</i>			
Interest and banking costs	254		255
Differences in payments	-		1
Total financial costs	254		256
<i>Total financial profits and costs</i>	(208)	-	(221)



	2018		31/12/2017
	<i>Realized</i>	<i>Budget</i>	<i>Realized</i>
	€	€	€
<i>SPECIFICATION PROGRAMS &amp; PROJECTS</i>			
<b>INCOME PROGRAMS &amp; PROJECTS</b>			
<u>Contributions HIA network</u>			
Annual contribution HIA Inc.	25.963	25.000	27.705
<u>Government grants</u>			
U.S. Embassy in The Netherlands	8.290	8.200	14.160
<u>Foundations</u>			
Democracy & Media Foundation	45.000	45.000	45.000
Chocolonely Foundation	15.000	15.000	-
Fred Foundation	10.000	-	-
Vfonds Foundation (2016)	10.000	15.000	15.000
Janivo foundation	-	-	5.000
<i>Total income from foundations</i>	<i>80.000</i>	<i>75.000</i>	<i>65.000</i>
<u>Income from other not-for-profit-organizations</u>			
Amnesty International	-	10.000	-
<u>Other income</u>			
In kind contributions	2.898	1.000	-
Senior Fellows & Friends	3.773	8.500	11.281
Fundraiser	-	-	10.564
Other contributions	6.717	35.500	5.546
<i>Total other income</i>	<i>13.388</i>	<i>45.000</i>	<i>27.391</i>
<u>Other receipts</u>			
Fellow contributions	4.275	-	-
<b>TOTAL INCOME PROJECTS</b>	<b>127.641</b>	<b>163.200</b>	<b>134.256</b>





	31/12/ 2018		31/12/2017
	<i>Realized</i>	<i>Budget</i>	<i>Realized</i>
	€	€	€
<i>PROGRAM &amp; PROJECT COSTS</i>			
Project costs: personnel			
Humanity in Action Fellowship (76,39%)	60.111	67.958	43.736
Senior Fellow Network & Activities (5,62%)	4.422	5.000	6.533
Pat Cox Fellowship (2,25%)	1.770	2.000	324
Human Rights Academy (3,37%)	2.651	3.000	977
HIA Junior (3,37%)	2.651	3.000	977
Fundraising activities (3,37%)	2.651	3.000	1.959
Development new activities (3,37%)	2.651	3.000	977
International HIA partnership (2,25%)	1.770	2.000	324
	<u>78.677</u>	<u>88.958</u>	<u>55.807</u>
Project costs: material			
Humanity in Action Fellowship	25.078	26.350	21.695
Senior Fellow Network & Activities	1.098	5.400	302
Senior Fellow Academy	-	-	40
Pat Cox Fellowship	2.250	2.500	2.250
Human Rights Academy	-	7.000	7.411
HIA Junior	1.237	1.500	1.250
Fundraising activities	610	2.000	11.356
International HIA partnership	3.327	2.500	-
Development new activities	-	3.500	-
	<u>33.600</u>	<u>50.750</u>	<u>44.304</u>
<b>TOTAL PROJECT COSTS (excluding overhead)</b>	<b>112.277</b>	<b>139.708</b>	<b>100.111</b>