



# **DIPLOMACY & DIVERSITY FELLOWSHIP**

2016 APPLICANT DEMOGRAPHICS

WHERE DO APPLICATIONS COME FROM?

**165 APPLICATIONS**



**27% AMERICAN 54% EUROPEAN**



# WHO APPLIES TO THE FELLOWSHIP?


## DEGREE PROGRAM

<b>MA</b>	<b>58%</b>
<b>PhD</b>	<b>14%</b>
<b>JD/LLM</b>	<b>12%</b>
<b>MPA/MPP</b>	<b>7%</b>
<b>MS</b>	<b>7%</b>
<b>MPH</b>	<b>2%</b>



WHO APPLIES TO THE FELLOWSHIP?

**AVERAGE AGE 26**



**26% MALE**

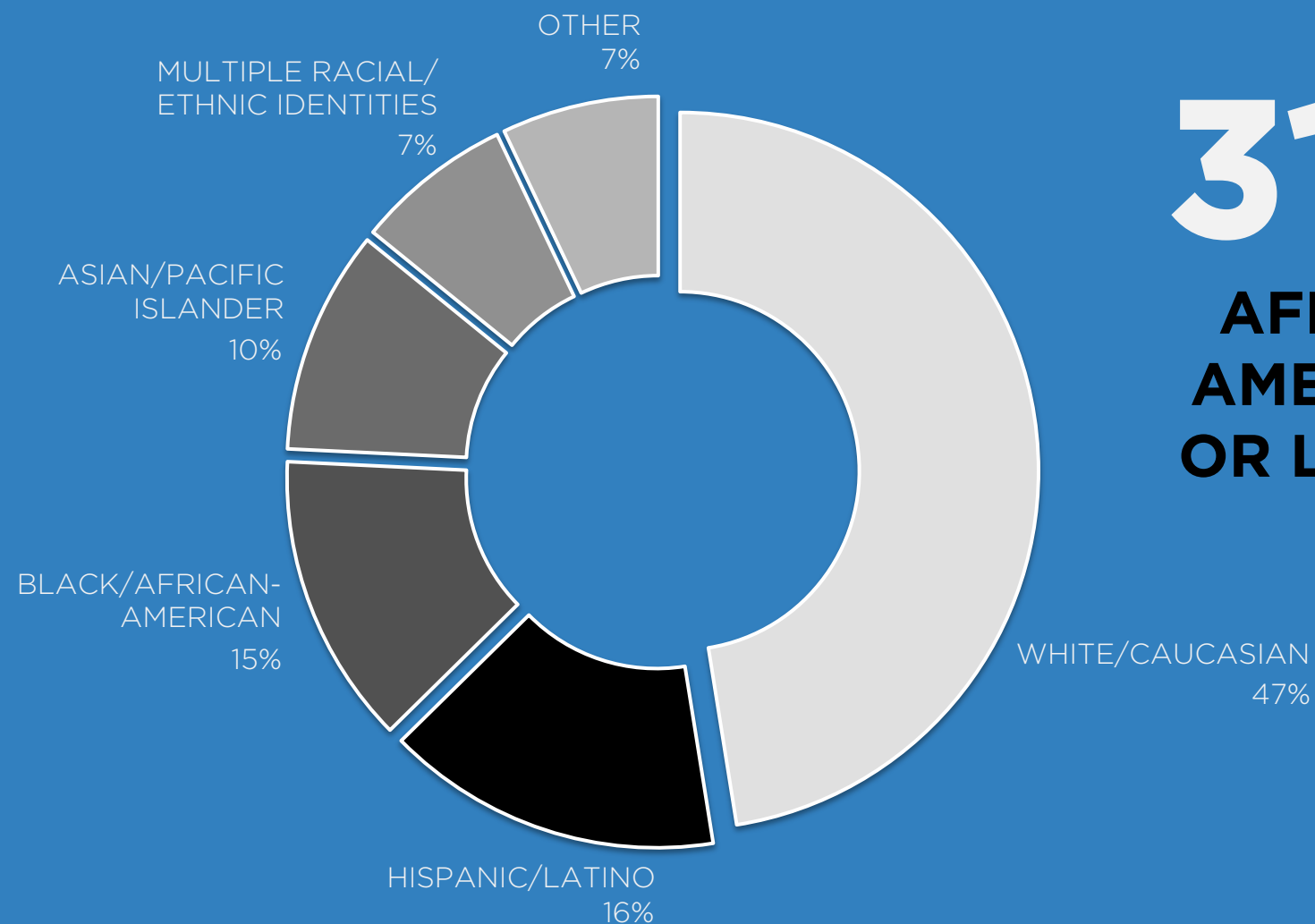


**71% FEMALE**

**2% OTHER**



# WHO APPLIES TO THE FELLOWSHIP?



**31%**

**AFRICAN-AMERICAN OR LATINO**

**ETHNIC DIVERSITY OF AMERICAN APPLICANTS**



# WHERE IS HOME FOR OUR APPLICANTS?

**46**

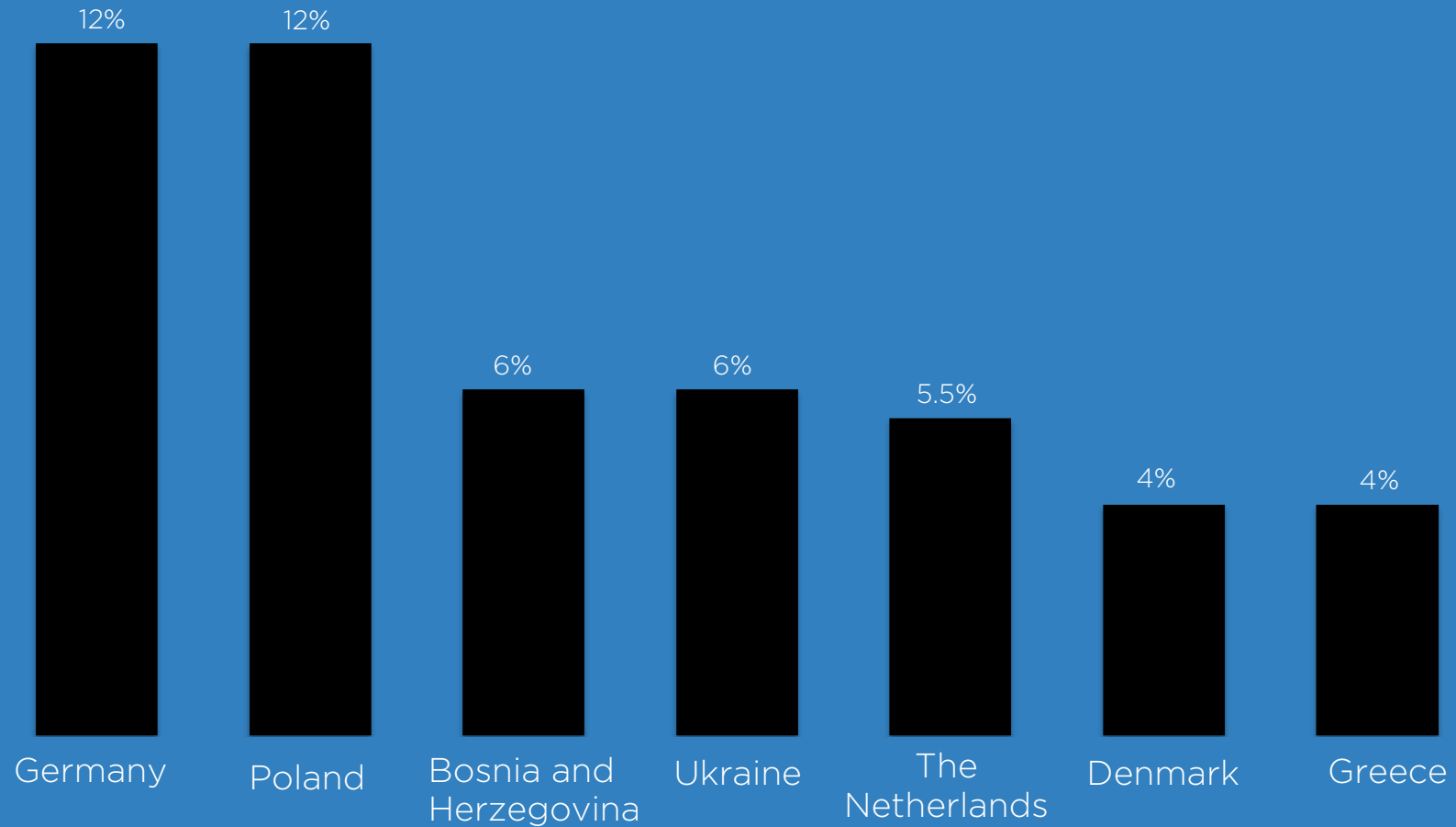
**Countries  
Represented**

**23**

**Dual  
Citizens**



# WHERE IS HOME FOR OUR APPLICANTS?



## EUROPEAN APPLICANTS BY COUNTRY



WHERE DO APPLICATIONS COME FROM?

**107 UNIVERSITIES**

**40  
AMERICAN**

**67  
INTERNATIONAL**

**GREATEST NUMBER OF APPLICANTS FROM:**

**8 AMERICAN UNIVERSITY**

**7 COLUMBIA UNIVERSITY**

**5 HARVARD UNIVERSITY**

**4 UNIVERSITY OF CALIFORNIA, BERKELEY**

**3 GEORGETOWN UNIVERSITY**

**UNIVERSITY OF WARSAW 6**

**SCIENCES PO PARIS 5**

**HUMBOLDT UNIVERSITY 3**

**ADAM MICKIEWICZ UNIVERSITY 3**

**UNIVERSITY OF CARDINAL STEFAN WYSZYŃSKI 3**





# WHERE DO OUR APPLICANTS STUDY?



# WHAT FIELDS OF STUDY DO OUR APPLICANTS REPRESENT?

